

development details



June 2009

New for R6V07 - Field Level Security

Field level security has been added to Customer Profile and Vendor Profile as of R6V07. Through WEBADMIN you can change many of the fields in Customer Profile and Vendor Profile to be “display only” for specific users. Field security will be available shortly in R6V07 for other profile screens like Parts and Equipment profile, which includes the ability to hide certain fields like costing values.

The following example shows how to make the PO Number field in Customer Profile to be “display only”.

Sign on as WEBADMIN and select the Security option. Click on the new “Field” tab. You will be presented with a screen to add Field Level Security or to search for Field Level Security based on user, file or field. Select “Click here to add Field Level Security” (Figure 1).

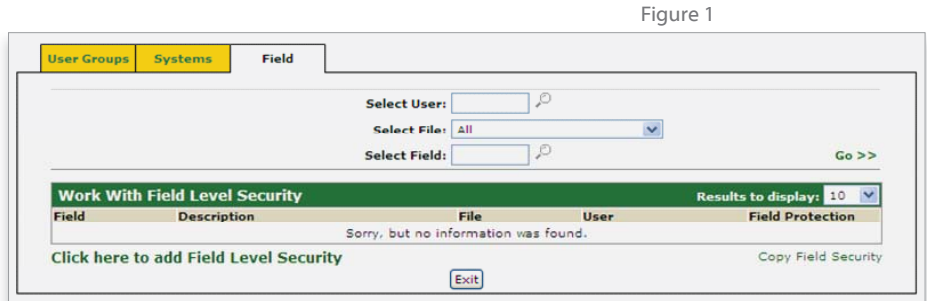


Figure 1

Add enews@pfw.com to Your Safe Senders List!

As our reliance on e-mail as a cost-effective way to communicate with our customers continues to grow, PFW will start utilizing a third-party e-mail service offered by an ESP (Email Service Provider) in July to send out all marketing e-mails, announcements and sales offers to our eNews subscriber list.

If you'd like to continue to receive the eNews from PFW, please add enews@pfw.com to your safe senders list.

If you are not receiving the eNews from PFW now, you can opt-in by sending an e-mail to enews@pfw.com with your name, dealership and e-mail address attached.

For more information on these software features, contact PFW Client Services at (519) 474-3700, or e-mail support@pfw.com.

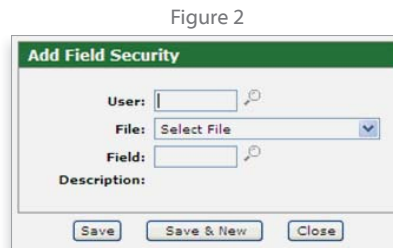


Figure 2

You can then select, via drop-downs and magnifying glass, the user, file and field that you wish to secure (Figure 2).

For example, here is a partial list of the fields in Customer Profile that can be selected (Figure 3).

Field	Description
CULOT	Lot
CULST	Customer Last Name
CULVL	Pricing Level
CUMAI	Mailing Code
CUMID	Middle Initials
CUNME	Sold To Customer Name
CUOWN	Owner Code
CUPCD	Sold To Postal/Zip Code

Figure 3

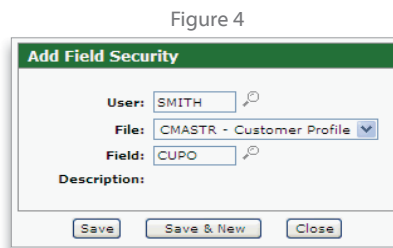


Figure 4

Once the user, file and field have been selected, click on Save to save and exit or Save & New to secure another field (Figure 4). The CUPO field in Customer Profile has now been secured for user SMITH (Figure 5).

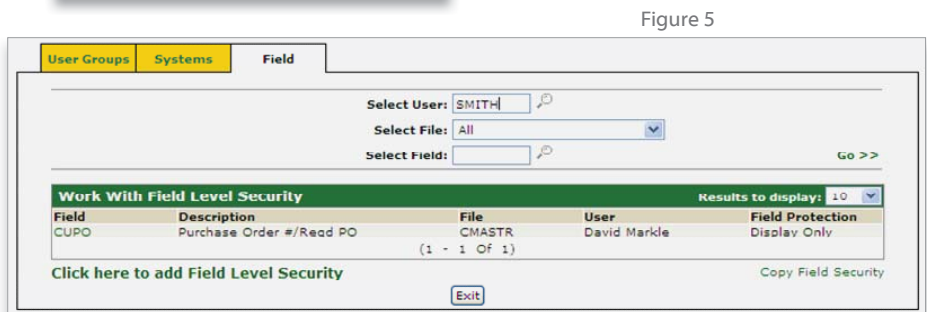


Figure 5

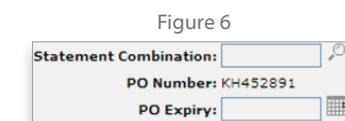


Figure 6

Notice that the PO Number field in Customer Profile is now display only (Figure 6).



PFW Systems Corporation
850 Medway Park Court
London, Ontario
Canada N6G 5C6

support (519) 474-3700
fax (519) 474-3949
e-mail support@pfw.com
web www.pfw.com | www.intellidealer.com

Please Route Parts
 Service
 Sales
 Office